

# arête

LUXURY PARK RESIDENCES

SOUTH GURUGRAM

# ARETE

Pronounced as *ah-reh-'t* origin: French

*No English word or phrase captures the exact meaning of arete.  
The nearest equivalents are 'excellence', 'virtue' and 'range of hills'.  
But there is something more to arete which cannot be expressed in words.  
Arete can only be experienced.*

***That moment of excellence when ordinary  
transcends into extraordinaire.***



EXCELLENCE



ELEVATION







DISTINCTION



LEGACY



# ARETE: JUST 10 MINUTES FROM THE STREET ACTION OF GOLF COURSE ROAD AND ILD TRADE CENTRE

-  Located in **Sector 33, South Gurugram** (the first residential sector of Sohna, as per the master plan of Sohna 2031)
-  Educational institutes of repute like **GD Goenka World School, Ryan International School, KR Mangalam University, DPS & Pathways** Group of Institution are located within a radius of 0-2 kms
-  Well connected to **NH 8** via Rajiv Chowk, Gurugram & **NH 2** via Palwal – Sohna Road on State Highway 13
-  Easy connectivity with **KMP Expressway**, Delhi – Mumbai Freight Corridor In close proximity to **IMT Sohna** with about 30 companies already operational




**EDUCATIONAL INSTITUTIONS**

- GD Goenka World School
- Ryan International School
- KR Mangalam University
- DPS Sohna Road
- Pathways World School
- The Heritage School
- St. Xavier's High School

**LUXURY HOTELS**

- Hilton Garden Inn
- Westin Sohna
- Taj Gateway Resort
- DoubleTree by Hilton

**HEALTHCARE**

- Park Hospital
- Medanta Sohna Road
- Artemis Hospital
- CK Birla Hospital

**RETAIL ZONES**

- Omaze City Centre
- Spaze Boulevard
- Airia Mall

**INFRASTRUCTURE**

- KMP EXPRESSWAY
- MAJOR ROADS
- PROPOSED ROAD
- RAILWAY LINE

# arête

LUXURY PARK RESIDENCES

## EXTRAORDINAIRE PARK LIVING



**12 acres** of contemporary development at the foothills of Aravallis right on Gurgaon Sohna Highway



A mélange of ultra-modern architecture and serene landscaping created by the world renowned **WOW Architects, Singapore**



**3 acres** of landscaped central greens separately focusing on play zone, fitness zone and relaxation zone



2-sides open with Aravallis and landscape views; fully air-conditioned **2 & 3 BHK** spacious apartments



**8 strikingly beautiful towers** placed around a carefully considered arrangement of trees, plants, water and pathways



Ultra-modern **twin level supersized clubbing zone** featuring a mini theatre, resort like lounge & seamlessly long swimming pool

SOHNA ROAD

# EXPERIENCES CRAFTED FOR LIFE

At Arete, every zone is thoughtfully designed to enrich your everyday — blending recreation, wellness, and serenity in perfect harmony.



## THE ARRIVAL ZONE

- Grand entry drop off
- Soft scape bridge
- Green plantation



## THE PLAY ZONE

- Kids play area
- Sand pit obstacle course
- Thematic garden



## THE FITNESS ZONE

- Infinity edge swimming pool
- Outdoor lounge
- Fully equipped gymnasium



## THE RELAXATION ZONE

- The quiet zone ideal for senior residents
- Landscaped park
- Soothing zen setting benches & sitting area



TWIN LEVEL  
SUPERSIZE CLUBBING  
ZONE SPREAD OVER  
12000 SQ.FT.



FORECOURT  
GARDEN



THEMATIC  
GARDEN



GOLF  
PUTTING



TENNIS  
COURT



BASKETBALL  
COURT



CRICKET  
PRACTICE



YOGA  
STUDIO



SPA &  
SALON



MEETING  
ROOM



MEGA  
GYMNASIUM



OUTDOOR  
LOUNGE



INFINITY  
SWIMMING POOL





# extraordinaire park residences



RESIDENCES



MASTER PLAN



FLOOR PLANS



SPECIFICATIONS



**12**  
ACRES OF  
DEVELOPMENT



**75%**  
OPEN & GREEN  
SPACES



**25+**  
LIFESTYLE  
AMENITIES



**3**  
TIER SECURITY  
SYSTEM



**10**  
MINS FROM  
GOLF COURSE ROAD

“

“IN A CITY CRAMPED FOR SPACE, ARETE IS ONE OF THE RAREST PRIVATE DEVELOPMENTS THAT WILL HAVE SUCH GENEROUS OPEN GREEN SPACES WITH GARDENS AND AMENITIES FOR RESIDENTS TO THRIVE”

Chief Architect, WOW



#### IMPRESSIVE TOWERING FACADE

Intricate jali work that glam up the building exteriors

Idyllically landscaped balconies giving a pleasant view of all the towers



#### 2 & 3 BHK FULLY AIR-CONDITIONED APARTMENTS

- 75% apartments facing the central greens
- 2 sides open spacious apartments
- Residences designed to ensure maximum privacy, cross air ventilation and light
- French size windows for an unobstructive view
- Modern and high quality specifications



CENTRAL GREENS



LANDSCAPED GARDENS



SWIMMING POOL



CLUB HOUSE



KIDS PLAY AREA




WALKING PATHS





OPEN LAWN



WATER FEATURES

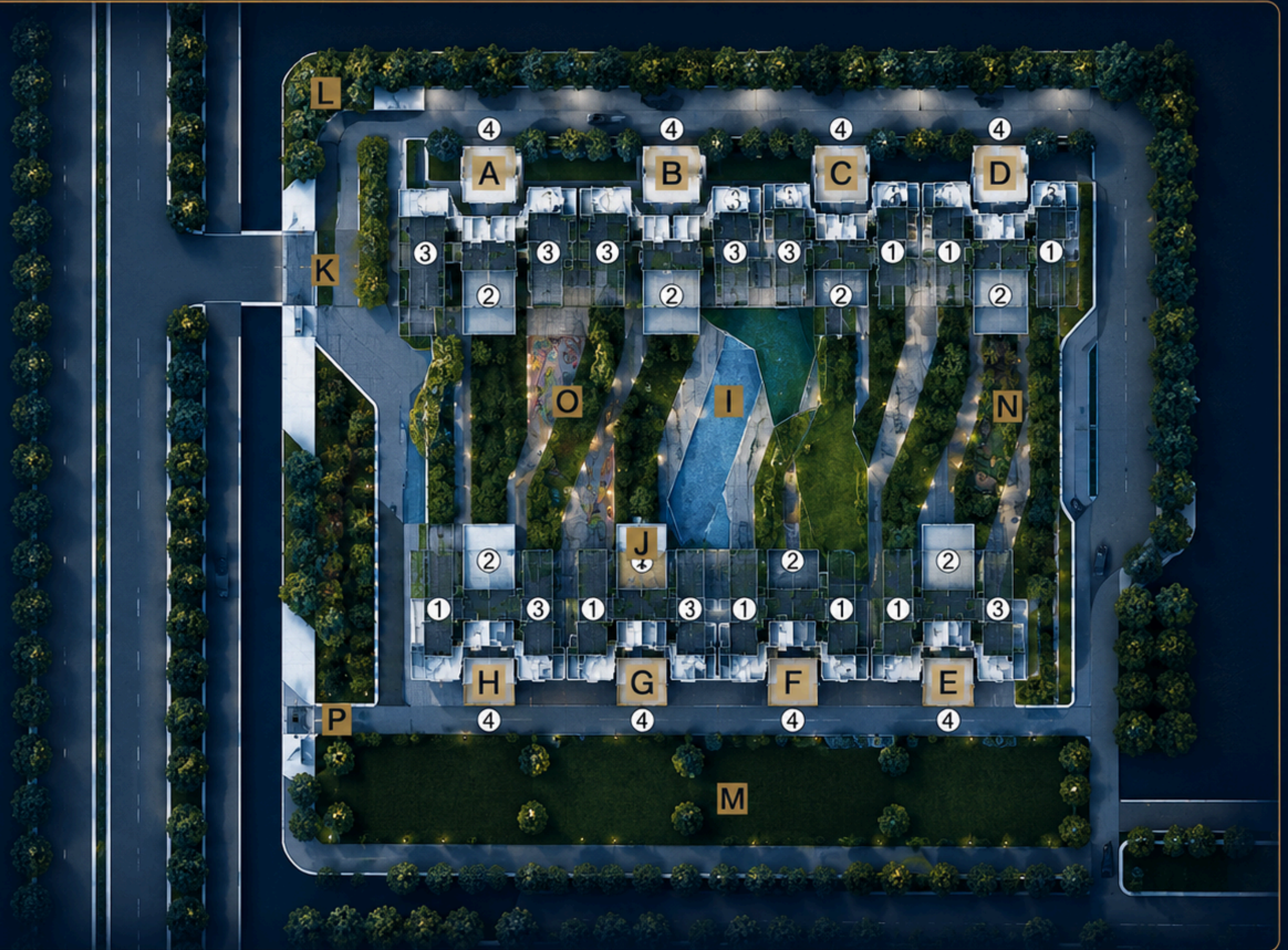


ARETE'S **ARCHISCAPE**:  
UNIQUE APPROACH THAT  
BLENDS ARCHITECTURE AND  
LANDSCAPE TO CREATE  
INSPIRING LIVING SPACES

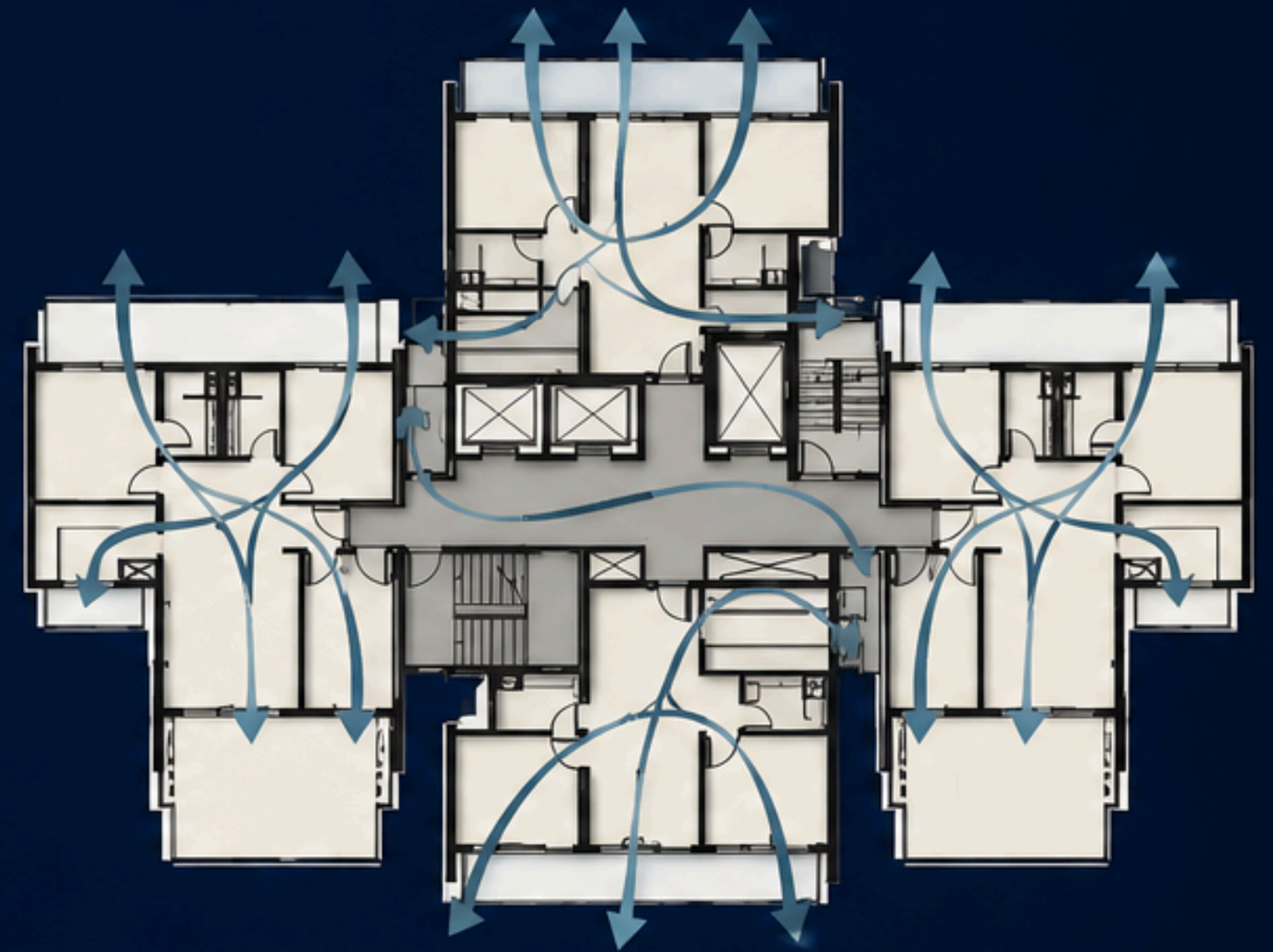
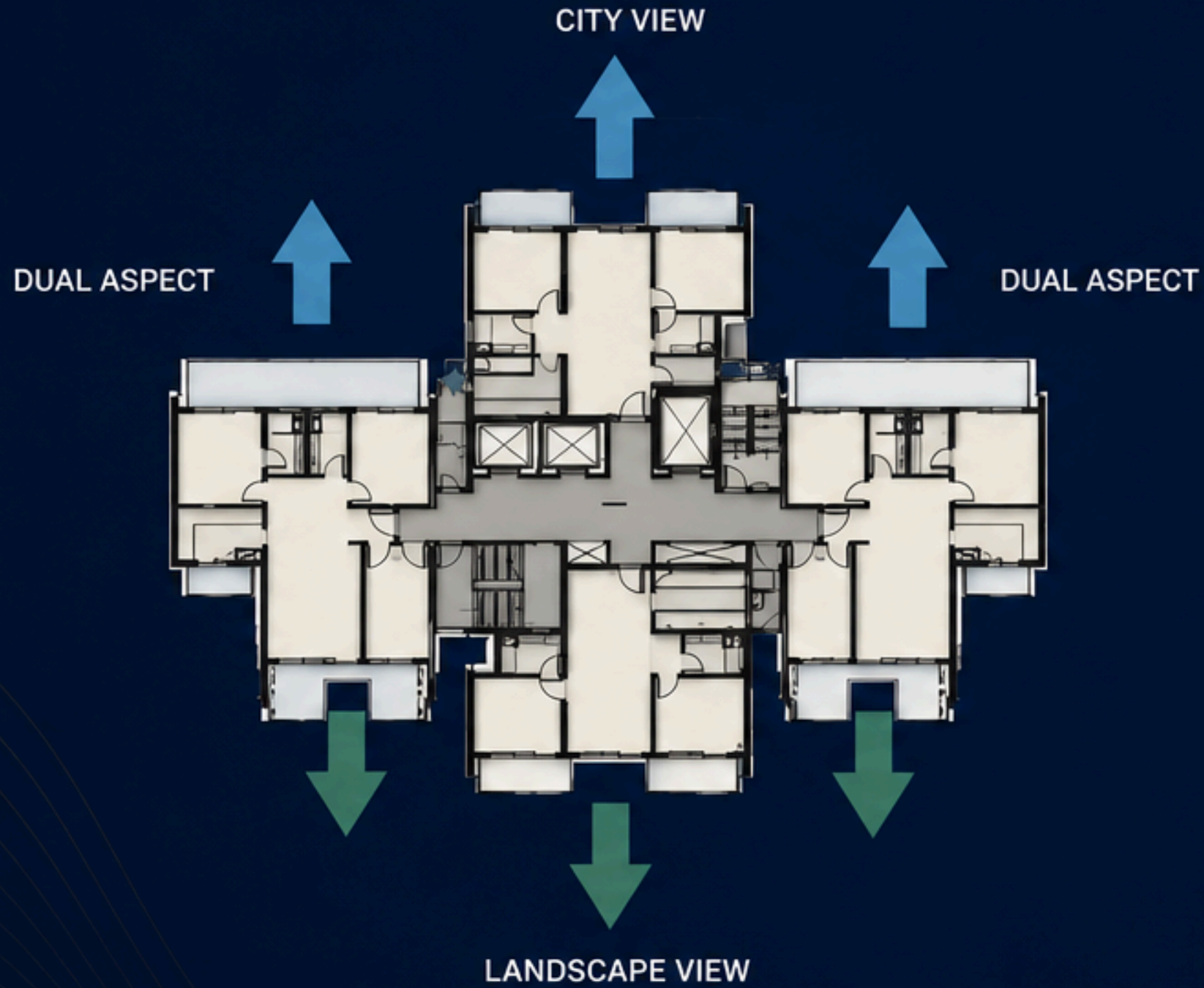


## LEGENDS

- A** TOWER A
- B** TOWER B
- C** TOWER C
- D** TOWER D
- E** TOWER E
- F** TOWER F
- G** TOWER G
- H** TOWER H
- I** BLOCK I (CLUBHOUSE)
- J** BLOCK J (RETAIL KIOSK)
- K** MAIN ENTRANCE
- L** ESS | HSD
- M** SPORTS & WELLNESS
- N** GARDENS
- O** PLAYGROUND
- P** EXIT



# UNIT PLANNING



**DUAL ASPECT** | MAXIMISE LANDSCAPE VIEWS

**100% NATURAL VENTILATED** | CROSS VENTILATION

# UNIT PLANNING

## 2 BHK



Area: 1275 sq.ft.



Area: 1325 sq.ft.

TOWER PLAN



CLUSTER PLAN



# UNIT PLANNING

## 3 BHK



Area: 1785 sq.ft.



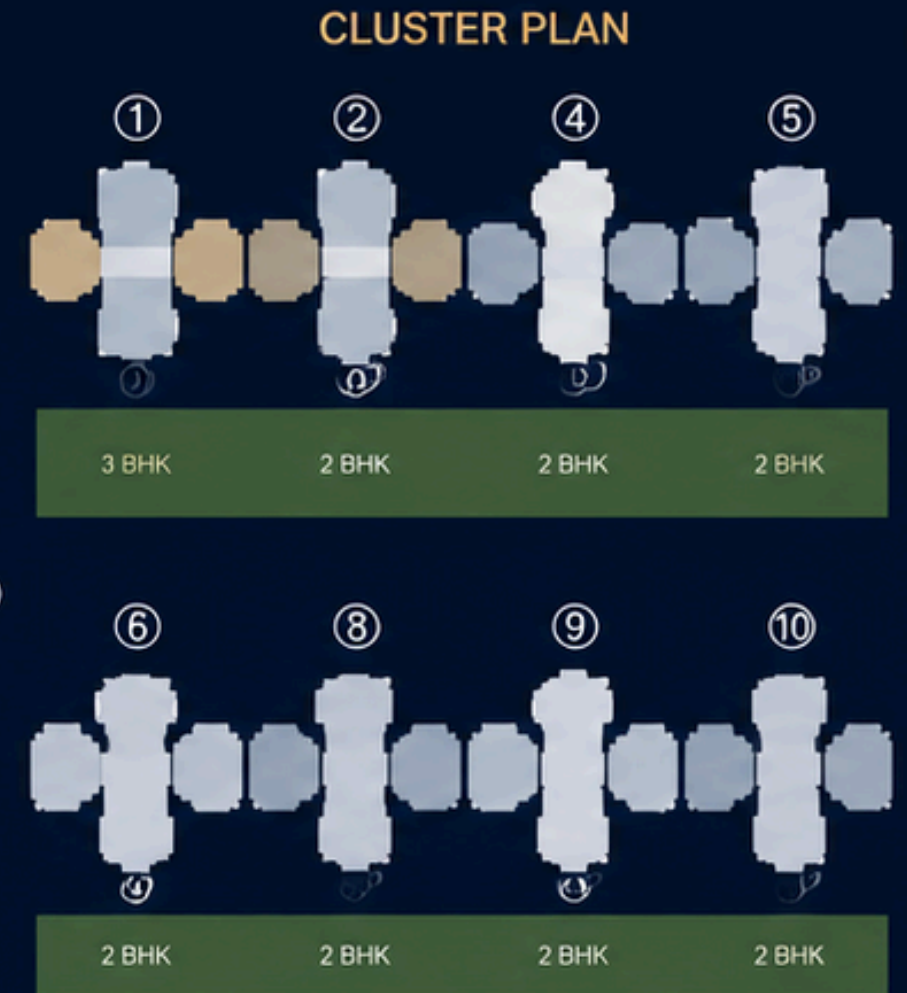
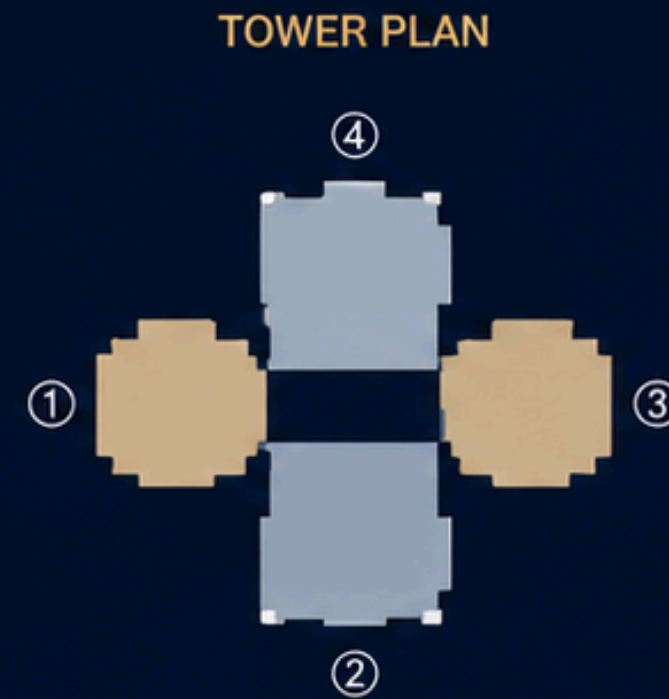
Area: 1765 sq.ft.

# UNIT PLANNING

3 BHK



Area: 1998 sq.ft.



# SPECIFICATIONS

| AREAS                            | FLOORS  | WALLS   | CEILING                                       | DOORS  | WINDOW/GLAZING                                   | OTHERS  | ELECTRICAL   |
|----------------------------------|---|---|---|--|--|---|--|
| LIVING ROOM / DINING ROOM        | VITRIFIED TILES   | POP PUNNING WITH HEALTH ACRYLIC EMULSION PAINT                            | PLASTIC EMULSION PAINT OBD                    | INTERNAL DOOR: SKIN DOOR<br>EXTERNAL DOOR: UPVC /POWDER COATED OR ANODISED ALUMINIUM DOORS | UPVC/POWDER COATED OR ANODISED ALUMINIUM GLAZING | SPLIT AC  | COPPER ELECTRICAL WIRING IN CONCEALED CONDUITS WITH MCB, RCCB & PREMIUM TYPE OF PHYSICAL AND TV TELEPHONE & PREMIUM MODULAR SWITCHES |
| MASTER BEDROOM                   | HIGH PRESSURE LAMINATE WOODEN FLOORING                  | POP PUNNING WITH HEALTH ACRYLIC EMULSION PAINT                            | PLASTIC EMULSION PAINT OBD                    | INTERNAL DOOR: SKIN DOOR<br>EXTERNAL DOOR: UPVC /POWDER COATED OR ANODISED ALUMINIUM DOORS | UPVC/POWDER COATED OR ANODISED ALUMINIUM GLAZING | SPLIT AC  | COPPER ELECTRICAL WIRING IN CONCEALED CONDUITS WITH MCB, RCCB & PREMIUM TYPE OF PHYSICAL AND TV TELEPHONE & PREMIUM MODULAR SWITCHES |
| OTHER BEDROOM                    | HIGH PRESSURE LAMINATE WOODEN FLOORING                  | POP PUNNING WITH HEALTH ACRYLIC EMULSION PAINT                            | PLASTIC EMULSION PAINT OBD                    | INTERNAL DOOR: SKIN DOOR<br>EXTERNAL DOOR: UPVC /POWDER COATED OR ANODISED ALUMINIUM DOORS | UPVC/POWDER COATED OR ANODISED ALUMINIUM GLAZING | SPLIT AC  | COPPER ELECTRICAL WIRING IN CONCEALED CONDUITS WITH MCB, RCCB & PREMIUM TYPE OF PHYSICAL AND TV TELEPHONE & PREMIUM MODULAR SWITCHES |
| KITCHEN                          | MATT FINISH HOMOGENEOUS CERAMIC TILES / VITRIFIED TILES | TILE UPTO 2 FEET ABOVE THE COUNTER AND REST HEALTH ACRYLIC EMULSION PAINT | PLASTIC EMULSION PAINT OBD / PART BOX CEILING | INTERNAL DOOR: SKIN DOOR<br>EXTERNAL DOOR: UPVC /POWDER COATED OR ANODISED ALUMINIUM DOORS | UPVC/POWDER COATED OR ANODISED ALUMINIUM GLAZING | INTERNATIONAL STYLE MODULAR KITCHEN, GRANITE COONTER TOP, HETAL BASKET SINK AND CP FITTINGS | COPPER ELECTRICAL WIRING IN CONCEALED CONDUITS WITH MCB, RCCB & PREMIUM MODULAR SWITCHES   |
| BALCONIES/ TERRACE               | ANTI-SKID TILES   | WEATHER PROOF PAINT   | WEATHER PROOF PAINT                           | UPVC/POWDER COATED OR ANODISED ALUMINIUM DOORS   | UPVC/POWDER COATED OR ANODISED ALUMINIUM GLAZING |   | COPPER ELECTRICAL WIRING IN CONCEALED CONDUITS WITH MCB, RCCB & PREMIUM MODULAR SWITCHES   |
| MASTER BATHROOM & OTHER BATHROOM | MATT FINISH HOMOGENEOUS CERAMIC TILES / VITRIFIED TILES | MATT FINISH HOMOGENEOUS CERAMIC TILES                                     | PLASTIC EMULSION PAINT OBD / PART BOX CEILING | INTERNAL DOOR: SKIN DOOR SHUTTERS  | UPVC/POWDER COATED OR ANODISED ALUMINIUM GLAZING | HIGH QUALITY CHINAWARE, CP FITTINGS, NATURAL STONE COUNTER                                  | COPPER ELECTRICAL WIRING IN CONCEALED CONDUITS WITH MCB, RCCB & PREMIUM MODULAR SWITCHES   |
| UTILITY & UTILITY WC             | CERAMIC TILES   | CERAMIC TILES   | OBD/PART BOX CEILING                          | INTERNAL DOOR: SKIN DOOR SHUTTERS  | UPVC/POWDER COATED OR ANODISED ALUMINIUM GLAZING | CHINAWARE, CP FITTINGS & WMC  | COPPER ELECTRICAL WIRING IN CONCEALED CONDUITS WITH MCB, RCCB & PREMIUM MODULAR SWITCHES   |

**NOTE:** All images in this brochure are indicative images. An attempt is made to achieve high level of accuracy based on the detailed planning. The same is subject to change at the sole discretion of the developers.

# WARNER WONG DESIGN

## WOW, SINGAPORE

The luxury park residences are master crafted by the well acclaimed Architects – Warner Wong Design, popularly known as WOW, Singapore.

The team's creative strength lies in the ability to conceive the master plan, architecture, interior and landscape design with strong conceptual unity and clarity, resulting in works of experiential strength.

Their recent recognitions includes:

**WORLD ARCHITECTURE FESTIVAL AWARD 2013 NOMINATION**  
Vivanta By Taj, Gurugram

**WORLD ARCHITECTURE FESTIVAL AWARD 2013 NOMINATION**  
Archifest Zero Waste Pavilion

**ARCHITIZER A+ AWARDS NOMINATION**  
Archifest Zero Waste Pavilion

**ARCHIFEST 2012 PAVILION DESIGN COMPETITION WINNER**



VIVANTA BY TAJ, Gurgaon



VANKE SANYA, Sanya, Hainan, China

Few of its creations include:

AL BARARI, UAE

SOLARIS, Malaysia

TAJ VIVANTA HOTEL, Bangalore

ARCHIFEST ZERO WASTE PAVILION, Singapore

BANDUNG HILTON HOTEL, Bandung, Indonesia

CONARD MANILA BAY, Manila, Philippines



ASIA PACIFIC  
RESIDENTIAL  
PROPERTY  
AWARDS

in association with

**Bloomberg**  
TELEVISION

BEST HIGH-RISE  
ARCHITECTURE  
ASIA PACIFIC

ILD Greens  
by ILD Millennium Pvt. Ltd.

THE BEST COMMERCIAL  
CUM RETAIL SHOPPING MALL  
IN METRO CATEGORY  
AT THE **CREDAI** REAL ESTATE

ILD TRADE CENTRE

THE MOST  
PROMISING  
RESIDENTIAL PROJECT  
OF NORTH INDIA

ILD GRAND

“EMERGING DEVELOPER  
OF THE YEAR - NORTH INDIA”  
5TH ANNUAL  
ESTATE AWARDS

COMMERCIAL



## INTERNATIONAL LAND DEVELOPERS

9th Floor ILD Trade Centre, Sector-47, Sohna Road, Gurugram-122018 | T 99109 90001 | E [ILD@ild.co.in](mailto:ILD@ild.co.in) | W [www.ild.co.in](http://www.ild.co.in)

Follow us on  